



# Clover Chronicle

Cornell University Cooperative Extension

## October/November 2011

Capital District Election Service	5
CCE Annual Dinner Meeting	5
Cloverbud Corner	6
Club Reports	3
Dyken Pond	11
Fair Thank You	14
Fair T-Shirt	13
Friday Night Chefs	18
Get SET	10
Giffy Barbecue	4
Holiday Workshop	20
Leaders Digest	9
Mold Warning	12
NYS Fair News	16, 17
NYS Fair Selections	15
Rabbit/Cavy/Poultry Meeting	18
Shooting Sports	19
Snack Bar	19
Teen Exchange Wreath Sale	22
Teen Stuff	8
Tween-H'ers	7
Winter Fair	21
Year End Events	18

## NATIONAL 4-H WEEK

OCTOBER 2-8, 2011



4-H youth are a living, breathing, culture-changing Revolution for doing the right thing, breaking through obstacles and pushing our country forward by making a measureable difference right where they live.

Celebrate the uncommon commitment of 4-H'ers during National 4-H Week, and recognize the confidence, passion and practical skills that prepare them to step up to the challenges of our complex, changing world.

Learn how you can *Join the Revolution of Responsibility* at 4-H.org.

4-H is the youth development program of our nation's Cooperative Extension System.

**JOIN | THE REVOLUTION OF RESPONSIBILITY** 



# October 2011

Sun	Mon	Tue	Wed	Thu	Fri	Sat
<p>Did you know that you can recycle your club's fair exhibit for National 4-H Week? Contact your local library, school, bank, or business to see if you can put it on display during the week of October 2-8, 2011!</p>						1
2 <i>National 4-H Week</i>	3	4 4-H PDC 7:00pm CCE Office	5 Wired for Wind	6 ABC Conference SUNY Cobleskill	7 Giffy Barbecue 4:00-6:00pm Tamarac Plaza	8 4-H Intercounty Horse Competition Elmira, Chemung County
9	10  Columbus Day Office Closed	11 Teen Ambassadors to County Legislature 5:30pm	12	13 T-Shirt Orders DUE Pick up Daffodils	14 Friday Night Chefs CCE Kitchen 6:30pm	15
16	17 Teen Exchange 7:00pm CCE Office	18 Horse PDC 7:00pm Brunswick High School	19	20	21 "All Others" Achievement Night 6:30pm Tamarac Elementary Cafeteria	22 Day at the Track Saratoga
23 Giffy Barbecue 3:00-5:00pm Routes 9&20 In Schodack	24	25	26 Teen Ambassadors 7:00pm CCE Office	27	28	29 Horse Year End Banquet East Greenbush Firehouse
30	31	<p>Fair Projects that were not picked up from the Fairgrounds by September 7th, must be retrieved from the CCE Office in Troy.</p>				



# 4-H Club Reports

## Club Reports

At the end of each month, club secretaries should submit the Secretary's Monthly Report form to the 4-H office, ATTN: Janice Fox. Refer to page 27 in the "4-H Club Secretary's Handbook" for examples and forms.

Even though the Clover Chronicle is printed bi-monthly, Secretaries should submit their reports every month. Honor Club criteria require that "a minimum of seven Secretary's Reports be submitted on a timely basis." The Secretary's Monthly Report is available on the Rensselaer County 4-H web site. You can find it on the *Members and Leaders Only* page.

Secretaries may email reports to [jpf26@cornell.edu](mailto:jpf26@cornell.edu).



## Green Earthlings Merrill Wrenn

**West Sand Lake:** The Green Earthlings had a cooking event in April. We made pretzels! We tried two different recipes. The first recipe we needed to wait for the yeast to raise the pretzels. The second recipe did not require the wait. Both types of pretzel were delicious, with and without salt. At the end of the month we had a new member join us – Kristina Gladding. Welcome Kristina!

In May, the club members spent time learning all the different parts of a camera. We now know what the purpose is and where the lens, sensor, shutter, shutter button, built in flash, and card slots are located on a camera. Then we paired off and took pictures of each other. It was fun posing and deciding on where to take the pictures with different backgrounds and lighting. It was awesome to use the camera and look at the pictures we took.

In June, the Green Earthlings took on a recycling project. After we learned some facts about silver and its uses, we made wind chimes. The wind chimes were made out of old silverware. We flattened and bent the silverware into shapes, added beads and strung them together using fishing line. We saved some space in the landfill and the chimes sound beautiful.

July's meeting was busy for the club. We worked

together to create our club banner. Each member selected from different fabric and cut out several different letters for our banner. The different letters in the different fabrics made it look fantastic and creative. We also determined the theme for our club booth – Knot Tying. We worked at a clever title and decided on "When is a Knot Not a Knot"! We finished the meeting by getting some of our paperwork ready for the fair. It was a busy meeting where we accomplished much.

All of our club members exhibited at the 2011 Schaghticoke Fair. Each of us had several entries as individuals, making us proud of all the work we accomplished. We were able to do a working club exhibit – experimenting with chromatography separating the color black into its many different colors. The Green Earthlings enjoyed our year of 4H!

## Horses R Us Plus Courtney Luskin

**Nassau:** In July members discussed summer plans and the fair. We are all planning on bringing our horses to the fair, putting on two club displays at the fair, and working at the snack bar during the fair. Alyxe and Courtney hosted 4-H members from Barron and Dunn County, Wisconsin for a week. Jenna and Courtney all went to Youth Show and had a great time showing their horses. Morgan went and helped out but was unable to ride her horse due to a hoof problem. Some of our members are preparing for the Hippology Contest at State Fair in August. All members are staying busy with their horses and enjoying the summer heat.

## Rensselaer County 4-H Trail Blazers Julia Smead

**Averill Park:** On May 14, we traveled to Ithaca to attend Animal Crackers at Cornell University. Our favorite activity at Cornell was learning how to hit a polo ball while mounted on the stationary polo pony - it's not as easy as it looks! Our club members were very busy during July, hosting a 4-H driving clinic at the Schaghticoke Fairgrounds, attending Lazy Lopers clinics, and participating successfully in the 4-H Youth Horse Show. In August, we turned our attention to Fair season. For the Schaghticoke

Fair, we helped out at clean-up day, put together a club exhibit on Horse Grooming and a barn exhibit on Hoof Care, and worked a shift in the 4-H Snack Bar. Our members who participated in the Schaghticoke and State Fairs were very successful. Our plan to attend a Saratoga polo match on August 21 was rained out, so we instead turned our picnic into a club potluck dinner and movie night. We held a business meeting in September to plan for upcoming year. We have lots of exciting plans and look forward to another fun and educational 4-H year for 2011 - 2012.

**Thrills and Skills**  
**Brianna Boomhower**  
**Brunswick:**

Four of our members went to Cornell University in late June and had a wonderful time at Career Explorations – University-U. In July we had a few members go to the Pre-teen adventure at Dyken Pond. It was a blast for all who attended.

Thrills-n-Skills with help from Green Earthlings and a few other groups weeded the fair plot on fair clean-up day and helped everyone clean out and set up in the 4H building for the Schaghticoke Fair. On August 22nd

we went to the Morton's to finish up our projects before the fair. Ms. Christine Fox from Mary Kay demonstrated products. She taught us about our skin and health. She allowed us to try samples. It was fun. Then on August 29th, we all went to the fair to enter our items – and put them on display for the fair. Everyone got a lot of BLUE ribbons. We did a lot of work this year. We also worked together to set up the Fair Plot and indoor display about Targeting Life Skills.

**Did you leave anything at the fair?**

Are you missing fair projects? Many projects were left behind when the 4-H Building closed on September 6th. The 4-H office in Troy is filled with these abandoned projects. You can pick up projects or ribbons (flowers, vegetables, and baked goods have been discarded) any day between the hours of 8:00am and 4:00pm. In the past, projects were kept until their owners reclaimed them, but space is tight and there is no guarantee these projects hang around very long.

We also have two fleeces here in the office that were left behind at the Snack Bar — one is a green pull-over and the other is a yellow zip-up. Call the office if you are missing a fleece.

**Giffy Barbecue — \$10.00**

**Friday, October 7th**

Tamarac Plaza,

across from Tamarac School on Route 2

Take outs Available 4 to 6 PM

**To make reservations call 224-1050**

**Sunday, October 23rd**

Routes 9 and 20 in Schodack

(the old Wholly Cow lot)

Take outs available from 3 to 5 PM

**To make reservations call 336-4388**



Dinner includes:

**1/2 chicken, Baked Potato, Cole Slaw, Cookie and Drink.**

**Proceeds benefit the Teen Exchange.**




**Cornell University**  
**Cooperative Extension**  
**Rensselaer County**

**Annual Dinner Meeting**

The CCE Annual Dinner Meeting will be held on Thursday, November 3rd, at the Hilton Garden Inn, 235 Hoosick Street, Troy, New York. The annual meeting will begin at 6:00pm. Dinner will follow at 7:00pm

Be on the lookout for ballots and information about the Annual Meeting due to arrive in the mail during October. There are more candidates than there are open seats on the Board of Directors and on Program Development Committees. Please review the candidates carefully and be sure to vote. Your vote matters!

**Capital District Election Service**



We have been asked to collect results for Capital District Election Service again this year. This is an excellent fundraiser for 4-H. It is very simple—volunteers go to their polling places, collect election results at the end of the night (9pm), and then

phone them in to an assigned phone number. We are paid for every polling place that reports election results. If we report from 85% of our assigned polls we even get a bonus.

The 4-H Teen Council sponsors this fundraiser, and all of the members collect election results, but as you might imagine, there are not enough Teen Council members to cover every polling place in Rensselaer County. So, they are asking for help. They need workers in every part of the county. In the past, volunteers have reported that this can actually be both fun and educational . . . and it only takes about an hour!

Be on the lookout for a letter regarding this election night fundraiser! When your letter arrives, you must notify Kandis Freer (kmf83@cornell.edu or 272-4210 — after hours, leave a message at extension 106) if you can NOT collect results. If you would like to be part of this project, please call Kandis.

**Talk to your teachers,  
youth in the past have gotten extra credit  
or counted this toward community service hours!!**



**How to reach us -**

Call the 4-H Office 272-4210,  
Monday through Friday,  
between 8am and 4pm.

You can leave a voice mail message at any other time.

Ext. 104 - **Janice Fox**, 4-H Community Educator

Ext. 105 - **Bernie Wiesen**, 4-H/FCS Issue Leader

Ext 106 - **Kandis Freer**, 4-H Community Educator

Email to:

*Janice at [jpf26@cornell.edu](mailto:jpf26@cornell.edu)*

*Bernie at [bw27@cornell.edu](mailto:bw27@cornell.edu)*

*Kandis at [kmf83@cornell.edu](mailto:kmf83@cornell.edu)*

Fax to:

272-1648 - ATTENTION 4-H

For **Megan Myers**, 4-H/Dyken Pond Educator

Call 658-2055 or email to [mpm282@cornell.edu](mailto:mpm282@cornell.edu)



**4-H Program  
Development Committee**

Meets the second Tuesday of each month

*4-H PDC members are available to you.*

*If you have comments or suggestions don't hesitate to reach out to any of our PDC members.*

**Maureen Ferraro-Davis**  
maureenfd@aol.com

**Stacy Film**  
filmfamily@aol.com

**Bob Hill**  
hillr@rpi.edu

**Jane Luskin**  
bigoakview@msn.com

**Bronnie Powers**  
686-9668

**Carolyn Stannard-Carlo**  
stancar381@gmail.com

**Kate Tubbs**  
willowbrk@aol.com

**Teen Representatives**  
Chris Degener  
Morgan Hill  
Dan vonSchilgen  
(Alternate)

As a Cloverbud you are beginning your journey in 4-H. You will discover amazing things as you begin to "Learn by Doing!"

You have all the tools you need . . .

- 🧠 HEAD to think and question
- ♥ HEART to care and cooperate
- ✋ HANDS to work and help
- 🍏 HEALTH to be strong and safe

The only other thing you need is an  
**ADULT PARTNER** to guide and protect  
you on your journey!



**The 4-H Cloverbud Program is a special part of the Rensselaer County 4-H Youth Development Program.** It is designed for youth who are 5 to 8 years old on January 1, 2012. Cloverbuds are enrolled in kindergarten, first or second grade. The Cloverbud Program strives to meet the developmental needs of young 4-H'ers while providing an exciting introduction to our 4-H club experience. These young 4-H'ers should work on activities rather than projects, and the activities should focus on developing a single concept or skill. The simple Play Dough Pumpkin Activity below can be used to help Cloverbuds grasp the concept of measurements.

## Making Play Dough Pumpkins

### To make the Dough

#### **What you need:\***

- ½ cup salt
- ½ cup HOT water
- ¼ cup COLD water
- ½ cup corn starch
- Red and Yellow food coloring (to make the dough orange)

*\*This makes 3 cups of play dough*

#### **What you do:**

1. Heat ½ cup salt and ½ cup hot water in a saucepan until it boils. Add a few drops of Red and Yellow food coloring until you have the orange color you like.
2. In a small bowl, stir ¼ cup cold water into ½ cup cornstarch and add to boiling salt water.
3. Stir and break up lumps.
4. Cook over low heat stirring continuously, until play dough is the desired consistency.
5. Dump the play dough onto a plate and let it cool.
6. When it is cool enough to handle, knead the dough until it is pliable.

### To Make Pumpkin Ornaments

#### **What you need:**


- Your Orange dough
- A rolling pin
- Wax paper or a cutting board
- Pumpkin shaped cookie cutter
- Popcorn seeds
- Pumpkin seeds
- Sunflower seeds
- Rolling pin



#### **What you do:**

1. Rollout, play dough to ¼ inch thickness.
2. Cut out shapes with cookie cutters.
3. Press in seeds to make a jack-o-lantern face.
4. If you want to hang the pumpkins as a decorative ornament, use a straw and poke a hole in the top of your pumpkin for a string or piece of raffia.
5. Allow the play dough to dry.
6. Have Fun!

*Source: Adapted from the Ohio 4-H Cloverbud Curriculum Series II, page 89*



## Community Service

When 4-H'ers recite the 4-H Pledge they "pledge their Hands to larger service" . . . What does this mean? 4-H'ers pledge to give back to their community, to help their family, friends, and neighbors; to be grateful for what they have; and to share when they can. It is not surprising that Community Service is a big part of 4-H!

Members and clubs can incorporate Community Service into their 4-H projects. Here are some ideas to explore as you begin a new project year:

### Citizenship and Civic Education

- ♦ Collect election results
- ♦ Investigate needs, publicize, collect, and process items needed for disaster relief - Irene is a good local cause
- ♦ Trick or Treat for UNICEF
- ♦ Establish regular visits and activity time for a nursing home

### Communication and Arts

- ♦ Practice your demonstrations at nursing homes
- ♦ Make holiday cards for people in nursing homes, hospitals, or meals on wheels trays
- ♦ Design posters for non-profit organizations and volunteer opportunities - post them in the CCE office, banks, or post offices

### Consumer and Family Sciences

- ♦ Volunteer to help in preschools, after school child care, homeless shelters – cook a meal at Ronald McDonald house
- ♦ Recycle discarded clothing into useful items for the needy - start working on items for the CCE Mitten Tree
- ♦ Make quilts or afghans for the needy – each member of your club can contribute squares then sew them together at a club meeting
- ♦ Read books to children in a library program – or volunteer to read during Ag Literacy Days

### Environmental Education

- ♦ Install 4-H stenciled trash cans in community parks
- ♦ Restore stream banks on nearby streams
- ♦ Control erosion on public lands such as parks
- ♦ Organize a community Arbor Day celebration – plant trees in public areas
- ♦ Become an active member of an environmental or wildlife organization – volunteer at Dyken Pond
- ♦ Organize an Adopt a Highway campaign
- ♦ Get your school to stop using environmentally unfriendly packaging in the lunchroom
- ♦ Start, promote, and maintain a neighborhood, school, or church wide recycling program

### Healthy Lifestyles

- ♦ Prepare and take food baskets to shut-ins or food banks
- ♦ Help cook and serve at Ronald McDonald house
- ♦ Organize active events such as bike hikes, share health tips with participants
- ♦ Conduct safety surveys of homes, farms, tagging safety hazards
- ♦ Serve in a downtown soup kitchen
- ♦ Help staff a food pantry on a regular basis

### Personal Development and Leadership


- ♦ Volunteer with service agencies that allow you to explore careers of interest
- ♦ Serve on church, community boards, and committees
- ♦ Find a younger kid who needs a friend and introduce him to your hobby
- ♦ Set up a book exchange so kids can trade in ones they have read for ones they have not

### Plant and Animal Science

- ♦ Present a Petting Zoo at community events
- ♦ Take pets to nursing homes
- ♦ Raise guide dog or helper dog puppies
- ♦ Volunteer at the animal shelter
- ♦ Establish flower and vegetable gardens at nursing homes, help residents care for them
- ♦ Donate extra garden produce to the food pantry, soup kitchens

### Science and Technology

- ♦ Tutor younger kids who have trouble in science
- ♦ Conduct a chick embryology program at a school
- ♦ Make wooden holiday gifts for needy children
- ♦ Test samples of local drinking water for lead



## Teen Ambassadors

The Teen Ambassadors enjoyed working at the Schaghticoke Fair. They continued their PowerPoint info-scroll and started using Twitter to send out fair updates.

The Ambassadors are looking forward to an exciting and productive year. They hosted an information night for prospective 4-H families, presenting a simple project to the youth while their advisors discussed opportunities with the adults. They also held welcome/info night for new Ambassadors.

The Ambassadors will officially kick off the new project year with their annual visit to the County Legislature to commemorate National 4-H Week, October 2-8, 2011.

## Teen Council

Teen Council members spent August preparing for the 2011 Schaghticoke Fair Snack Bar. Through this experience the teens learned what it takes to get local businesses to donate to an event, how to prepare a menu and prepare a plate to be served, and what it takes to work in the food service industry. The Snack Bar also gives teens the chance to work collaboratively in a fast pace setting. If you are 13 and older and are interested in working next year as a paid teen manager please contact Kandis.



## Teen Exchange

Well, things have been relatively quiet for Teen Exchange with the exception of scooping in the Dairy Princess Booth at the Schaghticoke Fair. We will be having a Giffy BBQ fundraiser on Friday, October 7th at the Tamarac Plaza on Route 2 across from the Brunswick Schools. See later in this issue details on times and how to RSVP. Additionally, we will be working full tilt the Saturday after Thanksgiving by making swags and wreaths (see page later in this issue to place your order). So now fundraising will be done with the goal of raising enough funds to travel to Wisconsin next summer. Thanks again to all who support us in our fundraising efforts.

## The start of a new project year brings a whole new set of TEENS!

*Did you know that Rensselaer County offers 3 distinct county-wide groups for teens?*

Read below and let us know if you would like to be part of the action!

**Teen Ambassadors** — are the marketing group for 4-H Youth Development. They represent 4-H at fairs, presentations, and conferences, produce the *News of the Fair*, prepare press releases, and give presentations. Responsibilities include speaking to legislators and funders, working at County Demonstration Days, and participation at STARR (the annual state teen leaders retreat). If you would like to be part of this dynamic group call Janice Fox today. Teen Ambassadors traditionally meet at 7pm on the fourth Wednesday of each month.

**Teen Council** — plans and coordinates fundraisers that benefit the county 4-H program. They fund and do service projects, and sponsor the Teen Council Scholarships (\$2000 each year). Major Teen Council events during the year include Capital District Election Service, the Annual 4-H Auction, Pre Teen Fun Day, and the 4-H Snack Bar. Teen Council welcomes new members at any time of the year. Members must be 13 during the project year and in seventh grade or higher. Teen Council meetings are held on the first Wednesday of each month at the CCE office in Troy. The meetings start at 7pm and usually run about an hour.

**Teen Exchange** — is a 2-year cultural exchange program within our United States. The Teen Exchange group travels to another county somewhere in the United States one year, and hosts that county here in New York the other year. During the two years, Exchange members become a close-knit group while working on fundraisers and making plans for their visits. We are halfway through our current 2 year program which officially started November 1st, 2010 and go through 2012. If you would like to know how you can be involved in Teen Exchange in the future contact Bernie Wiesen.



## Leader Checklist

- Club Re-Organization Packets** were emailed to **Organizational Leaders** or they were distributed at the Schaghticoke Fair. If you were not able to pick up your club's packet at the fair, contact Kan-dis in the 4-H Office ASAP.
- Re-enrollment for all members and volunteers is due!** Please note, for insurance purposes, after November 1st, members will not be able to participate in 4-H events unless all enrollment paperwork has been returned to the 4-H office.
- Registration fees remain at \$10 per member, and \$10 per volunteer.** Families are charged a maximum of \$30 for members (for families who have 3 or more youth enrolling), and \$10 for volunteers (2 parents can enroll for the price of one). The maximum enrollment fee for a family is \$40.
- Youth who are 5 to 8 years of age on or before January 1st of the club year and enrolled in kindergarten through second grade should enroll as a 4-H Cloverbud member. Youth who are 8 years of age by January 1st of the current club year and in third grade or higher should enroll as a 4-H member.** If a youth is 8 years of age and wishes to remain and participate as a Cloverbud, that is acceptable, too. **In Rensselaer County youth who have reached their 19th birthday by January 1st may enroll as a 4-H member,** however they are limited to participation in county events. Persons considered to be mentally challenged may participate fully in 4-H programs as long as their mental age is determined to fall between 5 and 19 years of age.
- Develop a 4-H Club calendar** and file one copy with the office.
- Please submit financial statement by October 15th** (*Tool L-19* found the 4-H Leaders Handbook)
- Encourage your members to attend their year-end recognition event** (details of events can be found on page 16).
- Keep lines of communication open** – read your Clover Chronicle and check the web site for updates. Our Events page is updated regularly and we make every effort to get all of our deadlines on that page. [www.ccerensselaer.org/4H-Youth-Development/4HEvents.aspx](http://www.ccerensselaer.org/4H-Youth-Development/4HEvents.aspx). Please do not hesitate to call the office if you have any questions.

## October 2 through 8, 2011 Spread the word about 4-H in Rensselaer County during National 4-H Week!

Don't let this opportunity pass you by —  
You and your club can participate in a variety of ways:

- ★ 4-H Displays can be set up in a store window, in a bank, a library, a restaurant, a school, or anywhere else the general public can see it — you could recycle your 4-H Club exhibit from the fair.
- ★ 4-H Posters and Banners can be hung in many of the locations listed above.
- ★ Write a News Article explaining what your club does all year long, relating your fair experience, or explaining about the 4-H "Learn By Doing" philosophy.
- ★ Make a video and post it on YouTube. (There are several great videos already up — to get ideas just go to [www.youtube.com](http://www.youtube.com) and type 4-H in the search box.)
- ★ Send a success story to the NYS 4-H web site
- ★ Wear your 4-H T-Shirts during the week.

**This is a requirement for Honor Club! Once you have decided what you are going to do, be sure to contact the 4-H office so that you and your club will get credit for participation in National 4-H Week!**

## Food Preservation

Many of us continue to can the way our mothers or grandmothers did and many of those practices are not safe. Even half a century ago we knew about the dangers of botulism from underprocessed canned foods. Research has led to new protective measures, and changes in preservation techniques. Failure to follow recognized procedures is dangerous.

Before beginning any food preservation projects (canning, freezing, or drying) with your members be sure to contact the 4-H Office or visit the web site for the **National Center for Home Food Preservation** <http://www.uga.edu/nchfp/>



Please call and register for Upcycle and Redesign by December 16, 2011. Cost is \$2.00 per participant. Ten participants must be registered for the class to be held.

**Citizen Science Projects—**  
Departments at Cornell University need your help to carry out scientific research. If you have any interest or want to know more about projects they need help with call Kandis

- Lab of Ornithology (Birds)
- NY Invasive Species
- Forestry & Wildlife
- Heritage Program
- Department of Horticulture
- Paleontological Research Institution & Museum of Earth
- Earth and Atmospheric Sciences
- The Lost Ladybug Project
- Astronomy
- Volunteer Street Tree Inventory

***Upcycle and Redesign***  
Learn new ways to upcycle your old tee-shirts.

Wednesday, December 28th  
CCE Office  
10am –2pm

Start collecting now, bring at least 5 old tee-shirts it doesn't matter the size.

There will be different ideas available for **all 4-H members of all ages.**

The 4-H GET SET Page is for all 4-H members and volunteers! This page is to give an insight to programs that are being used in afterschool sites around the county which we hope give you fresh ideas to use with your club. If you see anything that interests you, please call Kandis Freer at the CCE Office 272-4210 ext 106.



# Dyken Pond

**The white tailed deer** (*Odocoileus virginianus*) is a large herbivore that you may see this time of the year crossing roads, grazing in fields, or standing along the edge of a forest in the early morning or evening. These mammals are abundant at the Dyken Pond Center in Grafton, capable of swimming, running up to nearly 40 miles per hour, and jumping over an 8 foot high fence. They have a keen sense of smell, detecting scents and smells significantly better than humans and from considerably longer distances. If you see a deer with antlers, it is a male, also known as a buck. Only the bucks have antlers on their heads, which shed off every winter and regrow a little bit larger each summer. The female deer are always antlerless and are called does.

White tailed deer are physically active in the fall because it is their annual mating season. During the "rut" (mating season), bucks will chase the does around the forest. During this period, bucks become territorial with other bucks visiting their area, and commonly have a brawl with their antlers. The bigger, stronger buck with the larger antlers usually succeeds in winning, and the loser runs off.

### ***A Dyken Pond Naturalist knows.....***

The winter months are right around the corner, and are the time of year to look for deer antler sheds in the forest. While snowshoeing on the trails at Dyken Pond this winter, keep your eyes peeled wide open, a shed may be laying on top of the snow, right along a trail. If you find one, keep exploring on the same path, as the matching antler might be only a short distance away. It's a quite a treasure to find! Most antler sheds disappear fast, due to the fact that they are a great source of calcium, and are quickly eaten by mice, chipmunks, squirrels, and many other mammals. On that note, please keep in mind that snowshoe rentals are available at Dyken Pond during the snowy seasons!

— Megan Myers,  
mpm282@cornell.edu  
Dyken Pond Environmental Center  
658-2055



## ***Upcoming Events at Dyken Pond***

(pre-registration encouraged for the following):

### **Fishing Program** Wednesday, September 28th: 10am – 12 noon:

Visit Dyken Pond to let Megan Myers teach you how to catch a fish. For children of any age, including home schoolers and preschoolers that have never caught a fish before, stop by and let them experience it for the first time! For the more experienced children, learn to tie a hook onto your fishing line the right way, and have fun fishing! Fishing poles and worms will be available.

### **Fall Foliage Nature Hike** Wednesday, October 5th: 10am – 11am:

Come out and experience the cool air and beautiful colors of the leaves on the trails at Dyken Pond with a guided hike for an hour. Children of preschool age to 8 years old welcome!

**Birdseed Sale: Deadline to order bird seed will be October 7.** Contact the Center for a price list and available varieties of quality bird seed.

## Lee and Irene may leave MOLD in their paths, below are some tips

FEMA announces that New Yorkers whose residences sustained water damage as a result of Hurricane Irene (and tropical storm Lee) may now be confronting another threat to their homes and health -- mold.

Mold can cause serious, long-term health problems. New York State recovery officials and the Federal Emergency Management Agency are urging disaster survivors to protect themselves by treating or discarding mold- and mildew-contaminated items.

Mold and mildew start growing within **24 hours** of a flood and can do damage throughout a home, from attics and basements to crawl spaces. The best defense is to discard contaminated items and then to thoroughly clean, disinfect, and dry affected areas.

Porous materials -- anything that absorbs water -- can trap mold forever. Moldy paper, rags, wall-board, and rotten wood should be discarded. Survivors also may need to throw out moldy carpeting, bedding, toys or upholstered furniture.

Protect yourself during cleanup by wearing gloves and a filter mask. The Environmental Protection Agency recommends using **N-95 respirators** which are available at hardware and home improvement stores. Be sure the area is well ventilated.

### **Clean wet places immediately. Remember these suggestions:**

- ◆ Mold cannot grow without moisture. Eliminate the source.
- ◆ Discard porous materials with mold growth (i.e. floor coverings, drywall, ceiling tiles).
- ◆ Thoroughly clean non-porous materials (glass, ceramic, metal and plastic), with a solution of household bleach, soap or detergent, and water. Use no more than 1½ cups of bleach per gallon of water.
- ◆ Wash down walls, floors and other mold-contaminated areas. When using bleach remember:
- ◆ Wear rubber gloves and other protective clothing including goggles and air filtering masks.
- ◆ Make sure the area is well ventilated.
- ◆ **WARNING: Never mix chlorine liquids (bleach) with ammonia.**
- ◆ Remove damaged wallboard and insulation at least two feet above the water line.
- ◆ Change heating and air conditioning filters. Have ductwork inspected by a professional.
- ◆ Monitor the area for new mold growth and signs of moisture.
- ◆ For large-scale problems, or if you are allergic to mold, have a professional do the work. Disturbing mold while cleaning can cause exposure -- professionals may be better able to locate and remediate mold lurking in hard-to-spot places.

The Centers for Disease Control (CDC) recommends that everyone avoid unnecessary exposure to mold, especially anyone at high risk for infection. Infants, children, pregnant women, individuals with existing respiratory conditions and the elderly are at higher risks for adverse health effects from mold. Typical symptoms reported from mold exposure may include respiratory problems, sinus congestion or a dry, hacking cough, eye irritation, nose, throat and skin irritations, headaches and other pain.

For more information on mold or mold cleanup, visit the state Department of Health website at <http://www.health.ny.gov/environmental/indoors/air/mold.htm> or the CDC's website at <http://www.bt.cdc.gov/disasters/mold/protect.asp>.

*Contributed by Keith G. Tidball -  
NY Extension Disaster Education Network (EDEN), Cornell Cooperative Extension.*

# You have one last chance to order the 2011 Cornell red tie-dyed T-shirt!



- Shirts are available in youth and adult sizes. (Please note shirts are **NOT** available in a Youth Extra Large.)
- Shirts are on sale for **\$10.00** (there will be an additional **\$1.00** for XXL)
- To order your T-shirt complete the order form below.
- Orders must be turned in on or before **October 13, 2011**.
- Complete the order form and mail it with your check to:  
**4-H T-Shirt**  
**61 State Street**  
**Troy, NY 12180**
- Enclose a check payable to **CCE of Rensselaer County**.
- **Only paid orders will be accepted**

Name \_\_\_\_\_ Phone \_\_\_\_\_

Specify NUMBER of shirts under each size	SMALL	MEDIUM	LARGE	X-LARGE	XX-LARGE (+ \$1.00)
YOUTH				N/A	N/A
ADULT					

Number of Shirts \_\_\_\_\_ X \$ 10.00 = \_\_\_\_\_

Number of XXL Shirts \_\_\_\_\_ X \$ 11.00 = \_\_\_\_\_

Total due \_\_\_\_\_

***Only paid orders will be accepted.***

Make checks payable to **CCE of Rensselaer County**.

You will be notified when shirts are available for pickup.

# Schaghticoke Fair Thank You



Thanks to each and every one of you for making the Schaghticoke Fair happen and provide our youth with such a vital experience through evaluation to complete their experiential learning within their given projects. We were very lucky with the weather and had very little worries compared to many other fairs across New York State. We do learn by doing, and have also taken lessons learned this year to even make our fair stronger next year. Can you believe we are already looking forward to the 2012 Schaghticoke Fair! Again, Thank You to all of you who worked so hard on behalf of 4-H, you did a great job.



# New York State Fair Selections for 2012

50 projects were selected at the Schaghticoke Fair this year to be sent to the New York State Fair next year. They will be on display at the NYS Fair for the first 8 days of the NYS Fair, then they will be returned to Rensselaer County. They will be on display in the 4-H Building for the last 4 days of the Schaghticoke Fair.

These projects cannot be judged at 2012 State Fair because they were made in the 2010-2011 4-H project year (in order to be evaluated at the 2012 NYS Fair the projects must be made during the 2011-2012 project year). Projects are selected for quality and diversity. They represent the best and most unique that 4-H has to offer in Rensselaer County.

- \* **Nicole Bahan** - Dress
- \* **Emma Caccia** - Macrame necklace, Knitted purse
- \* **Matthew Crist** - Pencil sketch (toaster)
- \* **Kendra Davis** - Gourd birdhouse
- \* **Mark Dearstyne** - Photo (bald eagle)
- \* **Shannon Doin** - Cross-stitch pillow
- \* **Melanie Donlon** - Ski cross-stitch
- \* **Allie Film** - T-Shirt and pants
- \* **Emma Fountain** - Dress
- \* **Kendra Freer** - Recycled scarf (red), Recycled/redesigned T-shirt
- \* **Hunter Galvin** - Gourd birdhouse
- \* **Christina Gladding** - T-Shirt and pants
- \* **Matthew Heller** - Recycled pillow, Flip flops
- \* **Sadie Jayne Hoffman** - Fleece ornaments
- \* **Pierce Hurd** - Birdfeeder
- \* **Kasey Kosier** - Recycled pin-cushions
- \* **Jesse Levan** - Fishing flies
- \* **Mikaela Marbot** - Painting (Pollack-style)
- \* **Grace Morton** - Apron, Chef hat, Oven mitt, Pot holder, Quilt, Catnip Toy
- \* **Ingrid Morton** - Skirts, Quilt
- \* **Bridget Redick** - Latch hook wall hanging (dog)
- \* **Tanner Reed** - Fishing flies, Recycled tote bag, Sculpture, Wildlife dwelling, Harbor Bell
- \* **Jennifer Rem** - Batik bag, Photo (four seasons)
- \* **Rebecca Rem** - Photo (seasons)
- \* **Kathleen Renna** - Cross-stitch bag (duck)
- \* **Ronan Sullivan** - Fern print
- \* **Kieran Sullivan** - Fern print
- \* **Andrew Turriglio** - Ski bench
- \* **Stephanie Watrous** - Recycled tote bag
- \* **Katlyn Weaver** - Fleece ornaments
- \* **Madison Woodley** - Photos (Flower and Butterfly/Flower)
- \* **Merrill Wrenn** - T-Shirt and pants
- \* **Rachel Wright** - Photo story (Wildwood)
- \* **Green Earthlings** - Club Banner



**Dan McIntyre** – adult key leader for the 4-H Shooting Sports Booth for the first time period. Dan is a Nationally Certified 4-H Shooting Sports Instructor and County lead instructor. Dan wore many hats at the State Fair this year, from 4-H Shooting Sports Instructor to chaperon, cheer leader, emergency 4-H transport (through Irene) and yes, dog sitter.

**Thank You To All Who Represented Rensselaer County at the New York State Fair!**

Not even a Hurricane could keep our members and volunteers from the Great New York State Fair. Many thanks to all who represented Rensselaer County. See what our county did!! We encourage everyone to consider spending a day or time period at State Fair doing something you excel in or would like to learn more about. We realize it is hard with the timing of the State Fair and our own Schaghticoke Fair, but the members and volunteers on these two pages would be great sources to help you figure out how it can be done. Please know members/volunteers/parents can stay in the dorms for free as our county pays for the nominal dorm fee for folks who are participating in 4-H/Youth CCE events. Almost anything is possible at the Great New York State Fair!



**Samantha Carlo and Lucky** – Found time to man the Cynology (Dog) Booth for half a day in the Youth Building. For the first time, Samantha and her mom Carolyn coordinated taking out our county agility equipment and initiated working agility demonstrations right outside the Youth Building. This was a huge hit. Additionally, Samantha participated in the 4-H Dairy Challenge



**Tanner Reed** – Teen Leader for the 4-H Shooting Sports booth. He got to work alongside Dan and sharpen his moving audience communications skills and meet several other teens from across the state.



**Tyler Wagner** – Teen Leader for the GIS/GPS booth in the Youth Building for the first time period. This was an exciting year for Tyler, as he got to track first hand the arrival of Hurricane Irene! Tyler will not soon forget the 2011 State Fair experience!

**Amber Dietrich and Nite** – weathered Hurricane Irene and arrived to the State Fair for the English Show the day of the storm. They arrived in good shape and had a stellar performance in Trail where they placed 3rd in the Senior Division.



**Marilyn Lamb and Dinger** – travelled to state fair and placed 12th, 5th, and 3rd, /13th in their classes. They came home and went directly to our Schaghticoke Fair. You would never know Marilyn and Dinger had a combined 13 days of fair at the time of our 4-H Dairy Show at the Schaghticoke Fair, where Dinger and Marilyn continued to shine!




**County Hippology Team Members and Coach** Morgan Kunz, Jenna Hart, Brigham Logue, Courtney Luskin, Olivia Logue, and Coach Megan Kunz traveled a day ahead of Irene so as not to miss the state contest. All attest to the fact that it was worth the trip. The Senior team placed 3rd and Courtney placed 16th and Olivia 6th individually. Olivia earned a seat on the State Hippology Team and will compete at the National Contest in early November. Thanks to Megan for Coaching !

**Grace Morton** – an Exceptional Demonstrator, traveled to the New York State Fair to present her demonstration on Back Packing. Her hands on demonstration was well received and she did an excellent job, this was Grace's second time presenting at the State Fair since they had such a great experience previously.



**Olivia Logue and Pie** – spent 2 days participating in the 4-H Dressage Show where they placed 3rd, 7th, 5th and 1st in their respective classes. How lucky were they to be at State Fair during the "calm before the storm"?



## Rabbit — Cavy — Poultry Post Fair Meeting

Mark your calendars for Wednesday, November 2nd for a joint Rabbit, Cavy and Poultry meeting to start at 7pm to debrief the fair, set goals for 2012 and start planning for next year's fair. Teens, parents and leaders are welcome to join us at the CCE office. Please RSVP to the CCE office by October 26th so we know how many to plan for.

## Friday Night Chefs

Friday Night Chefs will kick off the new project year on **Friday, October 14th at 6:30pm in the CCE Kitchen.** The size of the kitchen and the available equipment limits participation. Friday Night Chefs is limited to 12 participants and the spaces fill up quickly. If you want to be part of this exciting food science program be sure to call the 4-H Office at 272-4210 today!

- ✂ The Friday Night Chef format follows a theme or major ingredient. Chefs are divided into three groups to prepare variations of a recipe or to make a variety of dishes from the theme or major ingredient.
- ✂ Parents are expected to be active, involved partners during food preparation.
- ✂ Sessions will be filled on a first come first serve basis .
- ✂ For the October session, **no reservations will be accepted after 4:00pm on Tuesday, October 11th.**
- ✂ Participants will chip in \$3 to \$5 to cover the cost of ingredients.

**Seven sessions of Friday Night Chefs have been scheduled for the 2011-2012 project year:**



- ✂ December 9, 2011
- ✂ January 13, 2012
- ✂ February 10, 2012
- ✂ March 9, 2012
- ✂ April 27, 2012
- ✂ May 18, 2012

## Year-End Recognition Events

We are at the end of our 4-H year and it is time to celebrate all that clubs and members have accomplished over the past 12 months. Please plan on joining us for one of the following recognition events.

Don't forget to call the 4-H Office (272-4210) if you are coming so we can be sure to have the appropriate year end awards.



## All Others

**(General Interest, Small Animal,  
Livestock, Independents)**

**Tamarac Elementary School Cafeteria  
Friday, October 21st at 6:30pm**

This is a Potluck Style banquet — please bring

- ☺ A dish to share
- ☺ Your own table setting (plate and flatware)
- ☺ Your own beverages

Clubs are asked to bring a table centerpiece that will be used for decoration that night and then donated as a door prize.

Please register with the CCE office by 4:00pm on Monday, October 17th if you are planning to come to help assure that appropriate year end certificates are available.

Club secretaries should be prepared to give a brief report of their club's activities during 2010-2011. Traditionally those attending have elected their club officers and we conclude the evening with the installation of officers for 2011-2012.

## Horse

at the East Greenbush Firehouse,  
Saturday, October 29th.

Contact your horse club leader for details.

## Cattle

**Tentatively**

at the Hoosic Valley Rescue Squad Building  
on Route 40

Thursday, November 10th at 7:00pm

## Thank you for making this year's Snack Bar such a success!

This year the first two days got off to a slow start, we had to close early Sunday night because of the storm and it rained most of Labor Day causing the fair to cancel the open horse show but because of you and your donations the Snack Bar still was able to profit over \$5,000.

We would like to thank all the 4-H Clubs and Families for your donations and time commitments to the 4-H Snack Bar. Thank you Blazing Saddles, Chicken Rangers, Chix 'n Chaps, Claws-Paws N' More, Clover Club, Critter's Club, Equitation Unlimited, Extreme Explorers, Friendly Cottontails, Funky Clovers, Green Earthlings, Hare Raisers, Hoosick Moos, Hoosick Shamrocks, Horses R Us Plus, Hudson Valley 5-Her's, Jogging Juniors, Kosier Family Independent, Morrell Family Independent, Northern Shepherds, Reed Family Independent, Saddle Packs, Sargood Family Independent, Stablemates, Stateline Livestock, Thrills and Skills, Trail Blazers, Wild Things, Woodley Family Independent, and Wright Family Independent with your help the Snack Bar was once again a huge success. If you donated or worked and are not listed above, our sincere apologies. Please let Kandis know so that you can be recognized.

### Local Businesses Support 4-H Community

The Rensselaer County 4-H Snack Bar is Teen Council's biggest fund raiser of the year. Not only do we raise money for a Scholarship Fund, Awards, Educational Activities and Trips; it also allows youth to gain experience through hands-on learning which gives them the opportunity to learn new life-skills which will help them become a more valuable member of our community. We would like to take the time to thank the local businesses that see the value of 4-H and donated generously this year.

- ♦ Bornt Family Farm for the 50lbs of potatoes that made our Roast Beef Sundaes so delicious
- ♦ Capital City Roasters for the industrial coffee pot that keeps the coffee flowing every morning
- ♦ Dennison Farms that agreed to donate lettuce and tomatoes until Hurricane Irene took most of their crops
- ♦ Gem Farm for the delicious corn on the cob
- ♦ Green Mountain Coffee Roasters for the organic coffee, cups and lids
- ♦ Honest Weight Co-Op for the three gallons of hummus,
- ♦ Krug's Produce for the cucumbers
- ♦ Lansingburgh Hannaford for the ten packages of hotdogs and rolls to accommodate
- ♦ LaPosta Brother's Market for the cole slaw
- ♦ Patricelli's Deli and Catering for the five gallons of chicken noodle soup
- ♦ Schaghticoke Shop N' Save for giving us a deal on the Roast Beef
- ♦ Thomas' Poultry Farm for 20 flats of eggs
- ♦ Tremont Lumber for the tent over our eating area
- ♦ Quality Retail Systems for the cash register
- ♦ Wertman's Farm for the peppers
- ♦ Wynantskill Hannaford for the two cases of white wraps.

Your openhandedness is greatly appreciated, we can't thank you enough!!

## A Shooting Sports Thank You and an Invitation

Thanks to all the volunteers, members and parents who supported the laser shot display during the Schaghticoke Fair. The laser shot has become a staple in the 4-H Building during the fair thanks to our Shooting Sports Instructors and those who frequent the booth.

For those who are interested in becoming more active in the Shooting Sports Project, we will be having a training for air rifle and .22 on Friday, November 11th, at the Castleton Fish and Game Club. All must be non Cloverbud age and 12 to shoot .22. This session will provide in depth safety as well as plenty of range time. For those who have already attended a training in either discipline, you are welcome to sign on and get range time to increase your target skills. Members must sign up with a parent or designated adult by Friday, November 4th. Each member/adult combination is \$20 and any additional siblings \$5. Waste no time and sign up today!



# Holiday Workshop

## WEDNESDAY, NOVEMBER 9, 2011

Registration will open at 6:15pm—Sessions start at 6:30pm and at 7:30pm  
You may choose 2 one-hour sessions.



- To register complete the form at the bottom of the page and **return it with payment to the 4-H office on or before November 2, 2011**
- **Registration is \$5.00 per person per hour—the 1-hour workshops are \$5 each.**  
Gifts in a Jar will be offered at 6:30pm  
Natural Kissing Balls will be offered at 7:30pm  
Holiday Gift Bags will be offered at 6:30pm AND 7:30pm
- Workshops are open to Leaders, Parents, and Teen Leaders. Classes are limited to 20 participants and will be filled on a "first come - first served basis."
- We must have at least 5 participants to hold each class.

### Natural Kissing Ball

Learn how to make a Natural Kissing Ball for the winter holidays. This workshop will provide you with the skills and natural materials to make a beautiful kissing ball ornament to hang for the season. Once completed, display it outside on your porch, or inside your home for an all natural outdoor aroma! These Natural Kissing Balls will be made with various evergreen species, several types of pinecones, and other natural remnants. Participants should bring garden nippers.

### Gifts In a Jar

Nothing can replace the value of a nice home-made gift during the holidays. Learn some easy food gift recipes for creative gift-giving this season. Recipe booklet, jar-contents and decorating will be the primary focus of this fun class, along with tips on how to teach this project to youth. Simple techniques such as measuring, ingredient selection, safe food handling and presentation will all be incorporated in this hands-on session.

### Holiday Gift Bags

We are all so busy around the holidays and wrapping presents takes too much time, come learn how to make this simple holiday gift bag that will look amazing and save time. In the spirit of the holidays, participants will be asked to make two holiday bags during this program, one to use as a model when bringing the idea back to their club and one to donate to the local shelter. If you would kindly bring a few small items that can be placed in the bags, we hope we can brighten up someone's holiday season. Sewing machines, fabric, cording and patterns will be available for each participant. It would be helpful if participants brought their own fabric scissors.

## Holiday Workshop Registration

Name \_\_\_\_\_ Phone \_\_\_\_\_

Address \_\_\_\_\_

\_\_\_\_\_ Gifts in a Jar at 6:30pm — \$5.00

\_\_\_\_\_ Holiday Gift Bags at 6:30pm — \$5.00

\_\_\_\_\_ Natural Kissing Balls at 7:30pm — \$5.00

\_\_\_\_\_ Holiday Gift Bags at 7:30pm — \$5.00

**Checks should be made payable to CCE of Rensselaer County**

Registration is due on or before November 2, 2011

Be sure to put the **WINTER FAIR** on your calendar!

This year the Winter Fair  
will be hosted by the Green Earthlings!  
It has been scheduled for  
Friday, December 9, 2011  
from 6:00 to 8:00 pm  
at the Salem United Methodist Church



If you plan to attend, be sure to Call the 4-H to register by December 5th.  
Members are asked to bring one non-perishable food item to donate.

### Winter Fair 2011 Entry Guidelines:

1. Entries must be 80% natural material, excluding the container or holder. Artificial material should only supplement or accent natural materials when applicable.
  2. Exhibits must be functional: a corsage must be wearable, a wall plaque must be ready to hang, a centerpiece must be attractive from every angle, a mantle piece or door decoration must be one-sided, and entries should be sized to fit the space where they will be used.
  3. The use of local native and/or natural materials gathered by members is encouraged (endangered or protected plant species excluded, of course).
  4. Bring any unusual or special materials, techniques or effects to the evaluator's attention. Different materials have different characteristics; select the most appropriate material for the desired effect. Careful selection of materials enhances the finished project.
  5. If a candle is part of the entry, think SAFETY. Place the candle so that it will not touch or ignite flammable materials, then burn the wick for a minute and extinguish before bringing it to the evaluation.
- What to Enter:**
- ★ **Wreath or Door Swag:** Must be ready to hang, of natural materials such as pine cones, vines, straw, spices, corn husks, evergreens, etc.
  - ★ **Mantel Decoration or Table Centerpiece:** From natural greens, fruit, or other natural materials, dried or fresh.
  - ★ **Wall Plaque:** Plaque embellished with dried natural materials, ready for hanging.
  - ★ **Holiday Corsage:** Made of either dried or fresh materials.
  - ★ **Garland or Rope:** Of natural dried or fresh materials, suitable for use on a banister, tree, etc.
  - ★ **Natural Ornament:** Made of natural materials such as milkweed pods, wool, nuts, berries, acorns, wheat, dried flowers, corn husks and/or tassels. Must be ready to hang.
  - ★ **Terrarium:** Winter or woodland theme. Must be at least 6" square (or in diameter).
  - ★ **Miniature Landscape Garden:** Miniature landscape scene at least 6" square, featuring a fall or winter theme.
  - ★ **Doll:** Cornhusk, crinkled paper, wool, apple head, or other natural components.
  - ★ **Topiary (Trees, Wreaths, Centerpieces):** Greater than 80% natural materials, excluding the stand, pot, frame, or base.
  - ★ **Holiday Recycle Craft:** Ornament, decoration, or accessory of at least 80% recycled materials. Items must demonstrate practical and useful ways to REDUCE trash through REUSE
  - ★ **Thanksgiving or Autumn/Harvest:** centerpieces or decorations that meet criteria guidelines for natural materials
  - ★ **Needlework or Sewn Article:** Sewn, embroidered, cross-stitched, crocheted, knitted, or needlepoint decorative item; ready for hanging if appropriate.
  - ★ **Decorated Holiday Foods:** Judging emphasis will be on creativity and appearance rather than taste, however judges may do taste tests. All items need to be presented with instructions and a recipe on a 3 x 5 card. The following items are acceptable: holiday breads (1 decorated loaf, any size); decorated holiday cookies (3 on a plate); gingerbread houses; other decorated holiday foods (cakes, pies, muffins).
  - ★ **Baskets:** A basket constructed of natural material such as wood, moss, pine cones, twigs, etc.
  - ★ **Scarecrow:** Full or tabletop size, incorporating natural stuffing, accents and clothing made from natural fibers. If meant for decorative purposes, it must be made to stand or sit without falling over. If intended for use in a garden, it must have a pointed end to hold the scarecrow upright in the ground.

# Teen Exchange Wreath Order 2011

At the end of November, Teen Exchanged will be constructing 12-inch pine wreaths, 10-inch boxwood and laurel wreaths, and pine door swags. You have the option of buying the wreaths plain or with a simple bow. All will be delivered during the first week of December.

All proceeds go towards the Teen Interstate Exchange.



Customer Name	Number of Bowood Wreaths \$20 each	Number of Laurel Wreaths \$20 each	Number of Pine Wreaths \$10 each	Number of Pine Door Swags \$8 each	Number of Bows \$2 each	Total Amount Due on Delivery

Please return this order form to the CCE Office by November 17, 2011.

Member's Order \_\_\_\_\_

Fax to 272-1648, email to [bw26@cornell.edu](mailto:bw26@cornell.edu)

Or mail to ATTN: Bernie, CCE of Rensselaer County, 61 State Street, Troy, NY 12180

# November 2011



Sun	Mon	Tue	Wed	Thu	Fri	Sat	
		1	2 Teen Council 7:00pm CCE Office	3 Rabbit/Cavy/ Poultry Post Fair Meeting 7:00pm CCE Office	4	5	
		6 Capital District Election Service - When Polls Close	7	8 Election Day  Office Closed	9 Holiday Workshop Brunswick Schools	10 Cattle Banquet 7:00pm Hoosic Valley Rescue Squad TENTATIVE	11 Veterans' Day  Office Closed
12	13	14	15	16	17	18	
19	20	21	22	23	24  Thanksgiving Office Closed	25	
26	27	28	29	30			

The Cooperative Extension Association of Rensselaer County  
Agriculture and Life Sciences Building  
61 State Street  
Troy, NY 12180

Non-Profit Organization  
U. S. Postage Paid  
Permit 937  
Albany, New York

**Contains Dated Material**  
Mailed on or before September 26, 2011

### Dates to Remember

#### October

- 1 Honor Club Applications are DUE in the 4-H Office
- 4 4-H PDC Meeting at 7pm
- 5 National Science Day - Wired for Wind
- 6-7 AgriBusiness Career Conference at SUNY Cobleskill
- 7 Brunswick Giffy Barbecue - pick-up from 4 to 6pm
- 10 Columbus Day - Office closed
- 13 Last Chance T-Shirt Orders are DUE in the 4-H Office
- 13-14 Pick up Daffodils
- 14 Friday Night Chefs at 6:30pm
- 17 Teen Exchange meets at 7pm
- 18 Horse PDC Meeting at 7pm
- 21 "All Others" Achievement Night at 6:30pm
- 22 Day at the Track at Saratoga
- 23 Schodack Giffy Barbecue - pick-up from 3 to 5pm
- 26 Teen Ambassadors meet at 7pm
- 29 Horse Year End Banquet

#### November

- 2 Teen Council at 7pm
- 2 Rabbit/Cavy/Poultry Post-fair Meeting at 7pm
- 8 Election Day - Office closed
- 9 Holiday Workshop at 6:30pm
- 10 Cattle Banquet at 7pm - TENTATIVE
- 11 Veterans' Day - Office closed
- 24-25 Thanksgiving - Office Closed

#### December

- 7 Teen Council Meeting at 7pm
- 9 Winter Fair at the Salem United Methodist Church
- 28 Upcycle and Redesign from 10am to 2pm

